

Benchmarking absence rates: Are you on the right path?

Check how you're doing against XpertHR's five benchmarking data points on absence rates and costs.

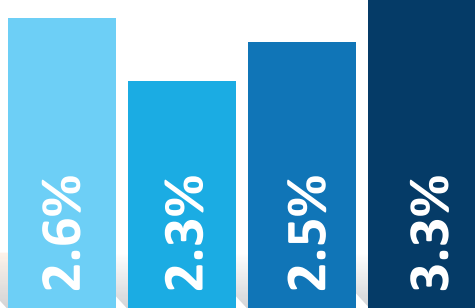
1

ABSENCE RATE (% of working time)

The median rate of sickness absence across the whole economy was **2.6% OF WORKING TIME IN 2012**

Median absence rate (% of working time)

■ National ■ Manufacturing
■ Services ■ Public sector



ABSENCE RATE (number of days per year)

2

At the median, public sector workers take **7.5 DAYS'** sickness absence per year
The whole UK median rate is **5.9 DAYS**

Median absence rate (Number of days)

■ National ■ Manufacturing
■ Services ■ Public sector



3

ABSENCE COSTS MEASURED

69.2%

53.1%

66.5%

83.8%

SEVEN IN 10 UK employers **DON'T** measure what absence is costing them
MANUFACTURERS are least likely to measure absence costs

Absence costs not measured

■ National ■ Manufacturing
■ Services ■ Public sector

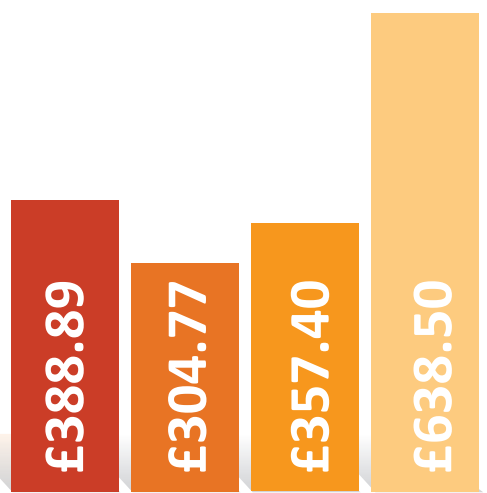
ABSENCE COSTS

4

At employers that do measure absence costs, the median cost of sickness absence per employee was **£388.89 in 2012**

Median cost of absence per employee

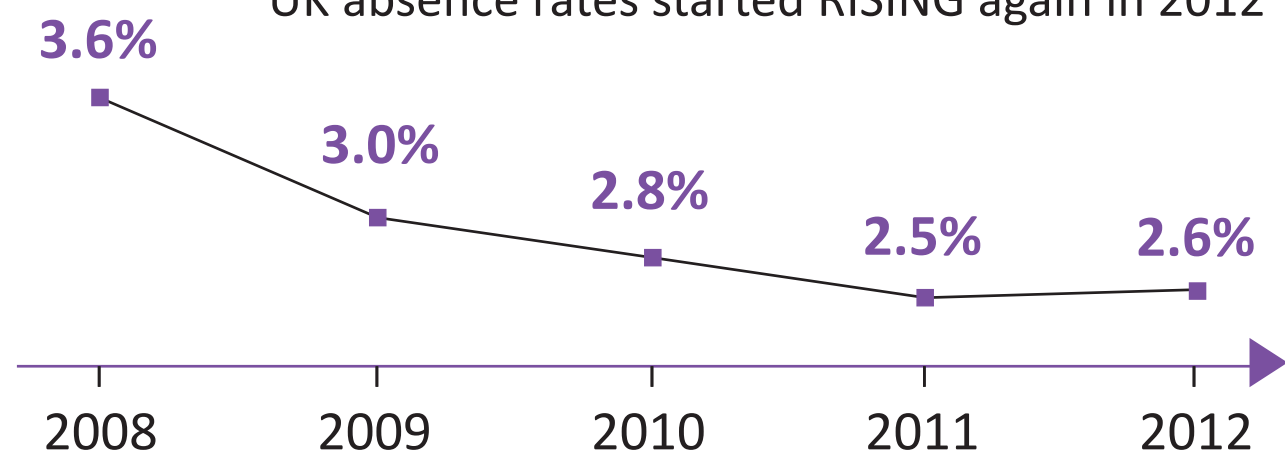
■ National ■ Manufacturing
■ Services ■ Public sector



5

CHANGING ABSENCE RATES OVER 2008 TO 2012

After falling for **FOUR SUCCESSIVE YEARS**, UK absence rates started **RISING** again in 2012



2013

www.xperthr.co.uk/hr-benchmarking

Download your **FREE** copy of XpertHR's exclusive Benchmarking report on absence rates and costs.

[DOWNLOAD REPORT](#)